


# 10 MARK WITH ITEM




## PAPER

All Papers



## TIMING

15 minutes




## MARKS BREAKDOWN

AO1: Knowledge	5
AO2: Application	3
AO3: Analysis / Evaluation	2


### EXAMPLE QUESTION:

*Using material from item A, analyse TWO causes of male criminality.*



## COMMAND WORDS

*Using Material  
Analyse*



- **USE THE ITEM EXPLICITLY IN BOTH PARAGRAPHS!**
- Show off your sociological knowledge.
- Give two different and distinct points.
- Identify the answer to the question.
- Teach your reader about the point.
- Other Application: Sociologists, Examples, Studies etc.



## STRUCTURE



**5- 6 sentences per paragraph.**

- **IDENTIFY** your answer.
- **EXPLAIN** – teach the reader using sociological language and knowledge.
- **LINK** back to the question.
- **APPLY** – where it fits.



## EXPLICIT USE OF THE ITEM....

- Use the phrase “***The item***”...
- Paraphrase rather than quote.
- Integrate into your answer.



## COMMON MISTAKES

- Not using the item explicitly.
- Evaluating the point.
- Points are too similar.
- Assuming knowledge of the reader.
- Lacking any application